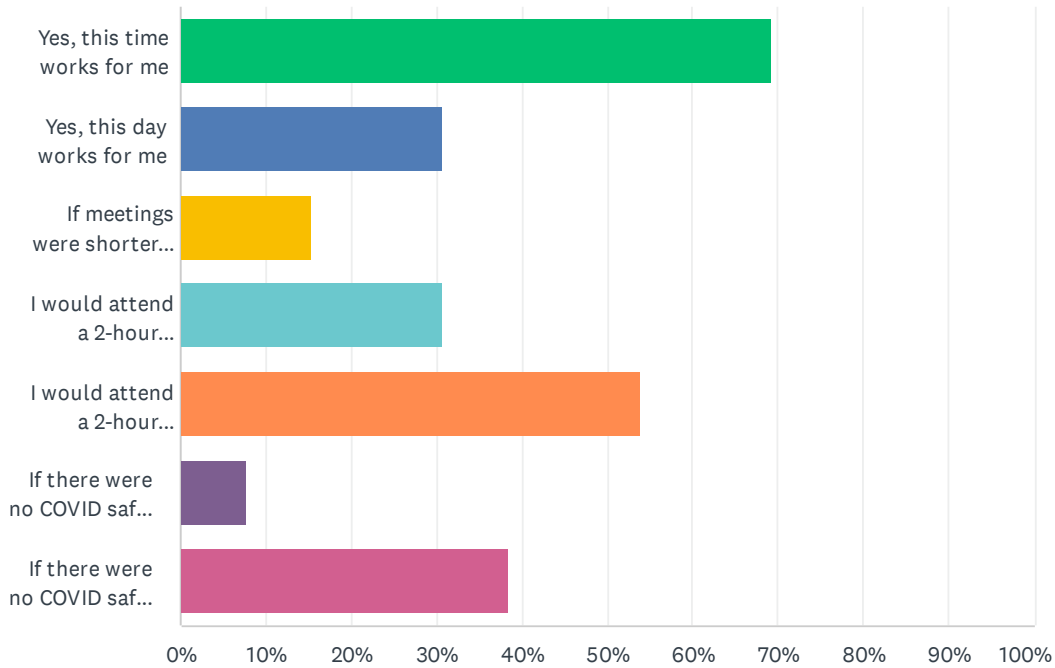


Q1 CHART meetings are held virtually on the second Wednesday of the month from 9:00am to 10:30am. Please check all that apply.

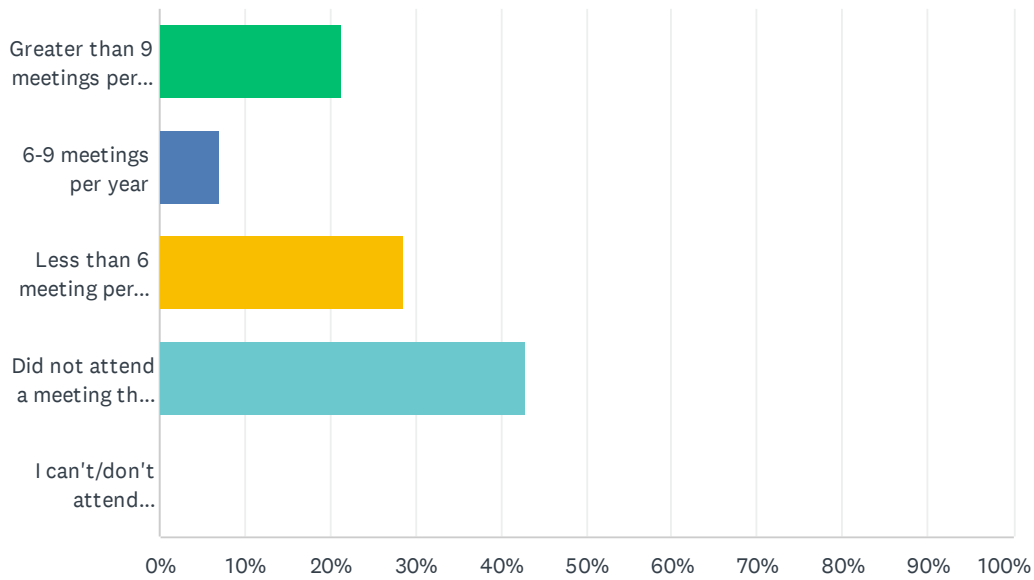
Answered: 13 Skipped: 1



ANSWER CHOICES	RESPONSES	
Yes, this time works for me	69.23%	9
Yes, this day works for me	30.77%	4
If meetings were shorter I would more likely attend	15.38%	2
I would attend a 2-hour meeting if in-person	30.77%	4
I would attend a 2-hour meeting if held virtually	53.85%	7
If there were no COVID safety restrictions, I would prefer in-person meetings	7.69%	1
If there were no COVID safety restrictions, I would prefer virtual meetings	38.46%	5
Total Respondents: 13		

## Q2 How often did you attend the monthly CHART meetings this past year?

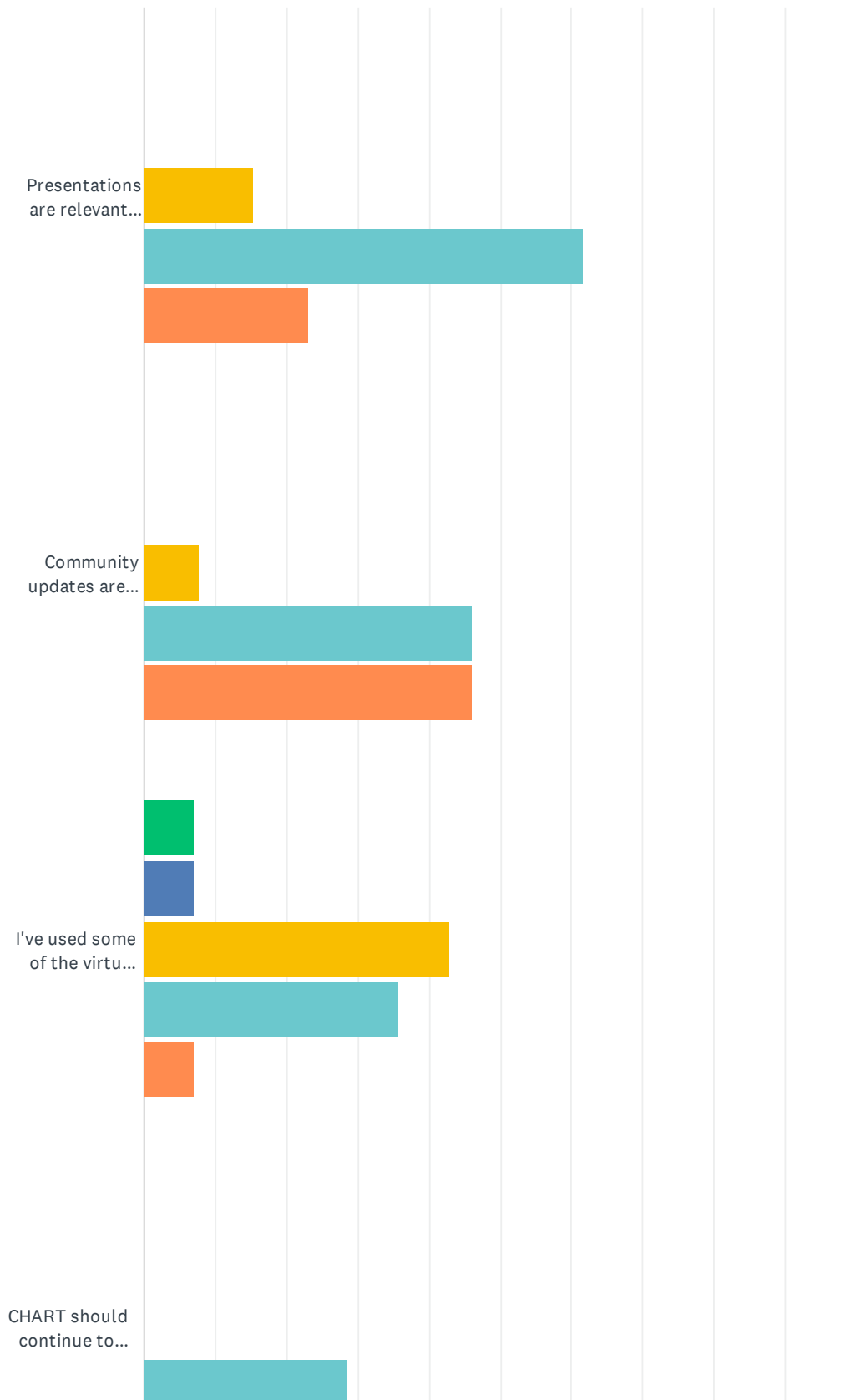
Answered: 14 Skipped: 0



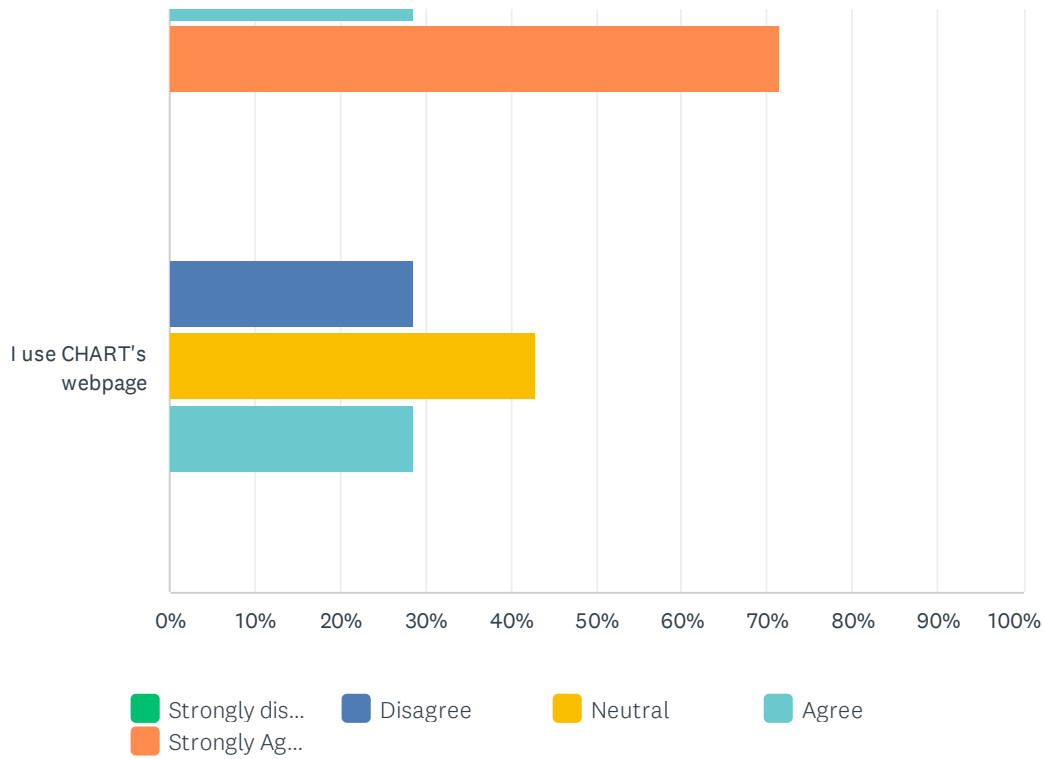
ANSWER CHOICES	RESPONSES	
Greater than 9 meetings per year	21.43%	3
6-9 meetings per year	7.14%	1
Less than 6 meeting per year	28.57%	4
Did not attend a meeting this past year	42.86%	6
I can't/don't attend meetings, but I read the minutes	0.00%	0
<b>TOTAL</b>		<b>14</b>

### Q3 We would like your feedback on specific components of CHART

Answered: 14 Skipped: 0



### CHART 2022 annual survey



	STRONGLY DISAGREE	DISAGREE	NEUTRAL	AGREE	STRONGLY AGREE	TOTAL
Presentations are relevant and of interest	0.00% 0	0.00% 0	15.38% 2	61.54% 8	23.08% 3	13
Community updates are relevant and important	0.00% 0	0.00% 0	7.69% 1	46.15% 6	46.15% 6	13
I've used some of the virtual collaboration tools that CHART introduced	7.14% 1	7.14% 1	42.86% 6	35.71% 5	7.14% 1	14
CHART should continue to address health equity	0.00% 0	0.00% 0	0.00% 0	28.57% 4	71.43% 10	14
I use CHART's webpage	0.00% 0	28.57% 4	42.86% 6	28.57% 4	0.00% 0	14

## Q4 Please rate the following

Answered: 14 Skipped: 0

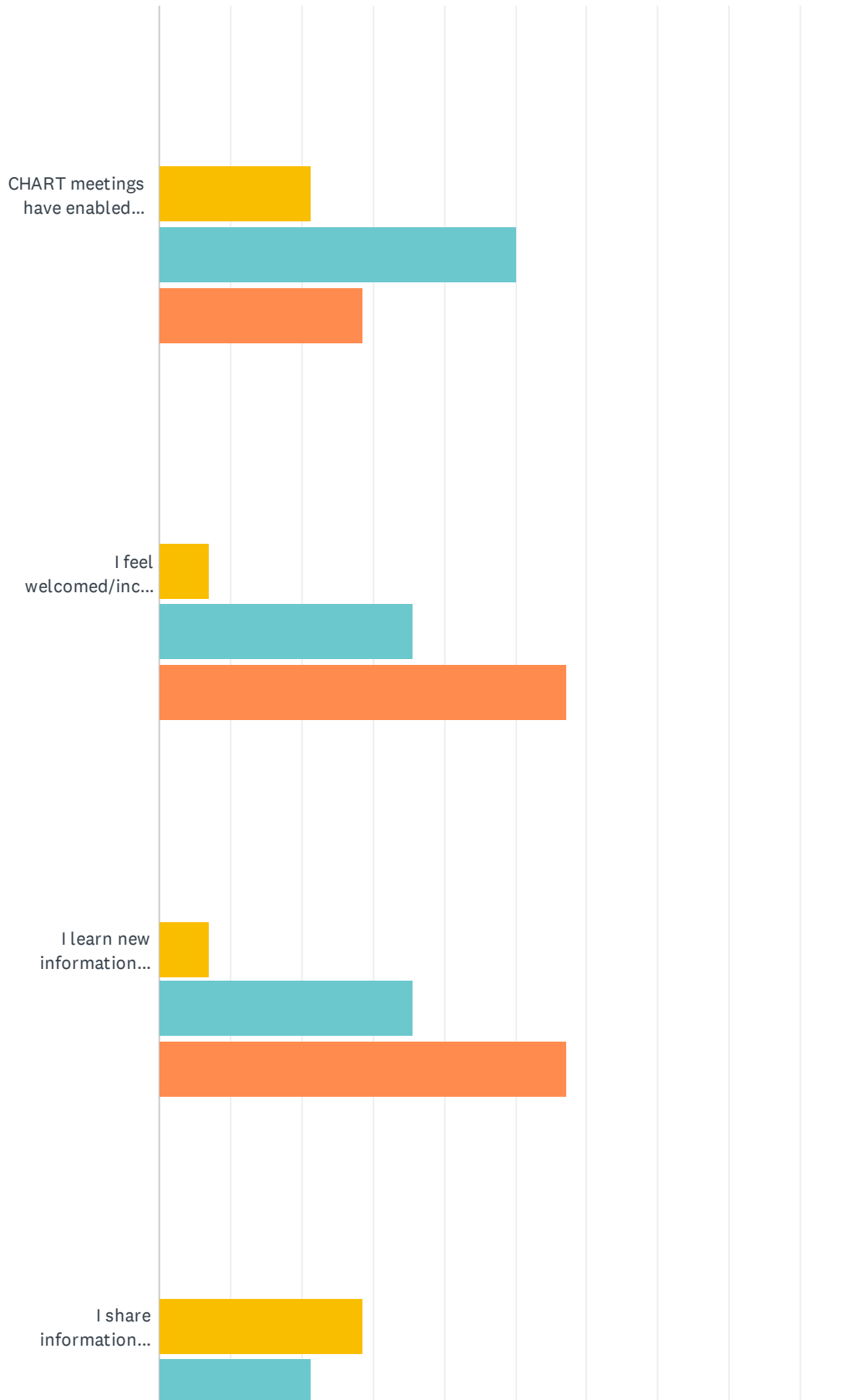
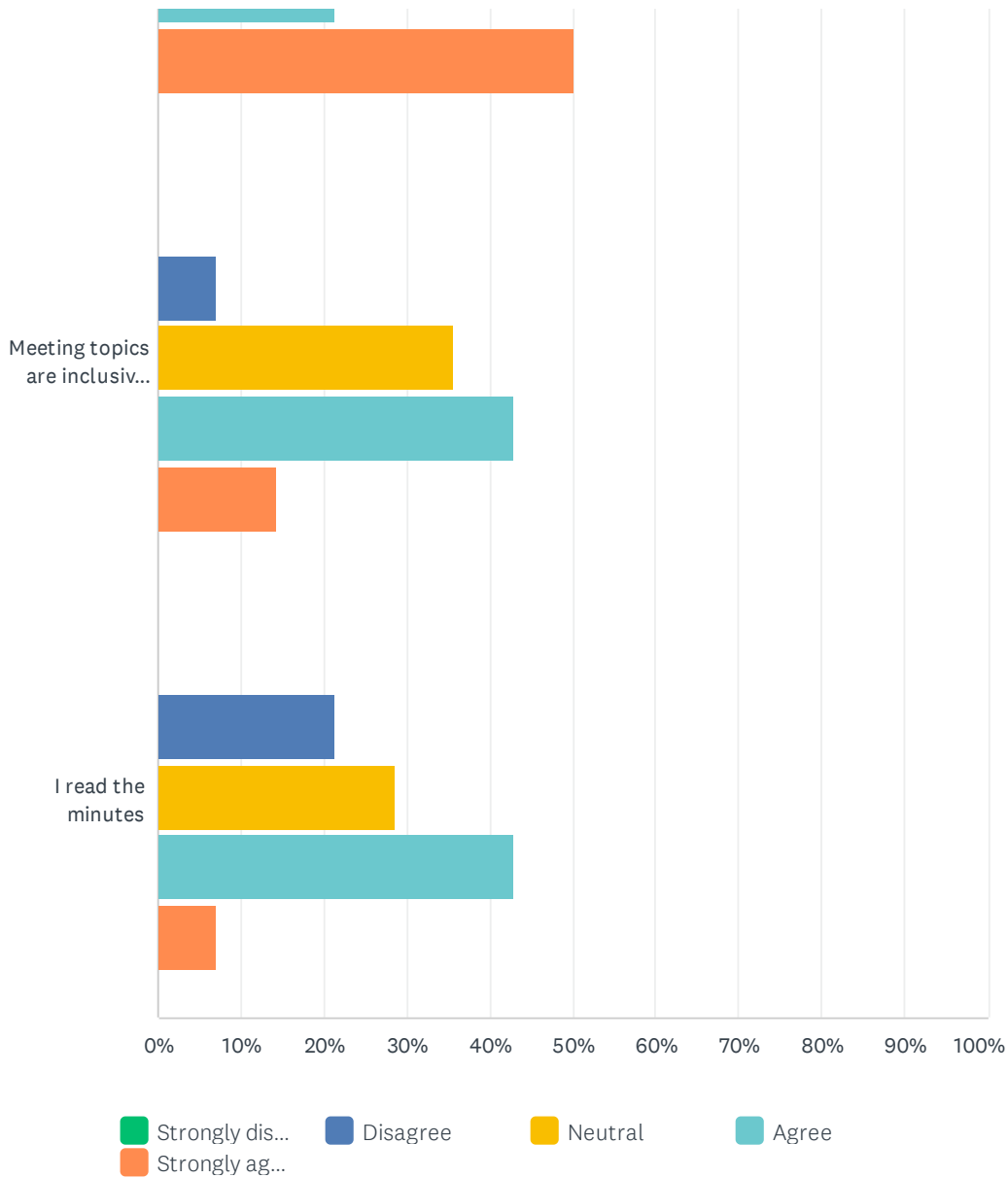


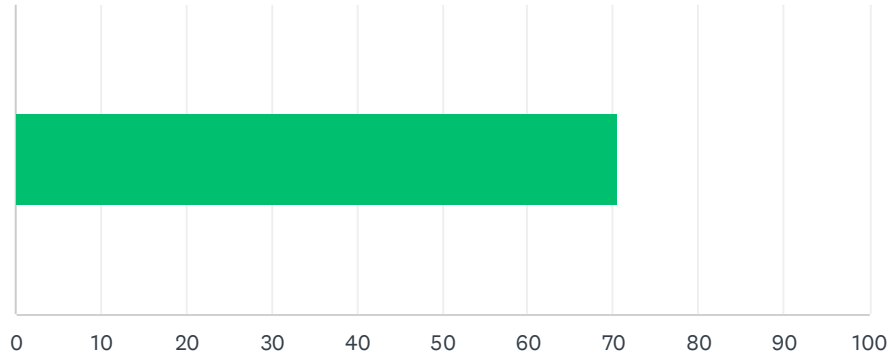
CHART 2022 annual survey



	STRONGLY DISAGREE	DISAGREE	NEUTRAL	AGREE	STRONGLY AGREE	TOTAL
CHART meetings have enabled me to create connections for work	0.00% 0	0.00% 0	21.43% 3	50.00% 7	28.57% 4	14
I feel welcomed/included at CHART meetings	0.00% 0	0.00% 0	7.14% 1	35.71% 5	57.14% 8	14
I learn new information when I attend CHART meetings	0.00% 0	0.00% 0	7.14% 1	35.71% 5	57.14% 8	14
I share information I've gained from CHART meetings with co-workers and others	0.00% 0	0.00% 0	28.57% 4	21.43% 3	50.00% 7	14
Meeting topics are inclusive of all identities and cultures	0.00% 0	7.14% 1	35.71% 5	42.86% 6	14.29% 2	14
I read the minutes	0.00% 0	21.43% 3	28.57% 4	42.86% 6	7.14% 1	14

## Q5 How comfortable would you be describing the purpose of CHART to a colleague?

Answered: 14 Skipped: 0



ANSWER CHOICES	AVERAGE NUMBER	TOTAL NUMBER	RESPONSES
	71	988	14
Total Respondents: 14			

## Q6 If you have any other comments or feedback for us, please share!

Answered: 6 Skipped: 8

#	RESPONSES	DATE
1	The Wednesday meeting day and time conflict with our department head meetings that I am mandated to attend.	1/25/2022 1:24 PM
2	Keep up the great work!	1/19/2022 1:08 PM
3	For the meeting day and time, I have another standing meeting at that time, which I just miss for one week, but if there was an option to change the meeting day and time, I would like that.	1/19/2022 11:42 AM
4	Because of changed job duties and demands on my time, I have not been able to attend in the past year and have not attended many meetings in a few years. That being said, things are changing and I hope to attend consistently in the near future!! You are a WONDERFUL Group and my Favorite Community meeting!!	1/12/2022 10:20 AM
5	Thanks for all of your hard work!	1/12/2022 10:18 AM
6	Appreciate the effort of Steven and Clatsop PH (Julia the dearly departed) with CHART!	1/12/2022 10:17 AM